

BELIMPORT

Ihr Pneuspezialist seit 1951

Votre spécialiste pneus depuis 1951

QUAD-ATV PNEUS 2018/2019

Swiss General Import

KENDA



shop.belimport.ch

QUADS — ATV

K284 	K290 	K300F 	K300 
K530F 	K532F 	K533 	K546F 
K547 	K572 	K580F 	K581 
C-9272  	C-9273  	C-9313  	<p>VISIT THE SHOP ONLINE shop.belimport.ch</p>




SCHLÄUCHE — CHAMBRES-À-AIR


Key	Dimension		Valve	Art. Nr.	Prix	
					Exkl.	Inkl.
RDU21K10L	8"	22 x 11 - 8	TR-6	20080110		
EDZ26J10P	9"	22 x 11 - 9	TR-6	20090080		
WQX13V10G	10	21 x 7 - 10	TR-6	18100510		
QNT39M20H	12"	25 x 8 - 12	TR-6	20120190		
XCA42B10N		25 x 10 - 12	TR-6	20120200		

Key	Index/Kg	Profil	Dimension	Art. Nr.	Prix			
					Exkl.	Inkl.		
LRE25L50Y	6"	2PR N.H.S.	Scorpion	K290	145 x 70 - 6	H091	43.05	46.40
WUM38E50M	7"	28 F 100 Kg/80 Km/h	• Scorpion	K290	16 x 8 - 7	H101	66.10	71.20
DLR35M50Y		28 F 100 Kg/80 Km/h	• Pathfinder F	K530F	16 x 8 - 7	H102	66.10	71.20
WYT34Y50E		23 F 87,5 Kg/80 Km/h	• Pathfinder F	K530F	18 x 7 - 7	H121	59.10	63.70
TCN45W50E	8"	30 F 106 Kg/80 Km/h	• Scorpion	K290	18 x 9.5 - 8 (225/55-8)	H201	79.20	85.30
WEC53U50T		30 N 106 Kg/140 Km/h	• Speedracer	K547	18 x 9.5 - 8 (225/55-8)	H202	89.20	96.10
TUR46M50D		30 F 106 Kg/80 Km/h	• Scorpion	K290	19 x 7 - 8 (175/75-8)	H205	79.20	85.30
ADY47D50U		20 N 80 Kg/140 Km/h	• Road Go	K572	19 x 7 - 8 (175/75-8)	H206	87.15	93.90
PYW52L50Y		20 N 80 Kg/140 Km/h	• Speedracer	K546F	19 x 7 - 8 (175/75-8)	H207	99.25	106.90
CYN52R50M		24 N 90 Kg/140 Km/h	• Speedracer	K547	19 x 8 - 8 (205/65-8)	H208	99.25	106.90
GEL42W50R		23 F 87,5 Kg/80 Km/h	• Scorpion	K290	20 x 7 - 8 (175/85-8)	H211	79.20	85.30
YTD52Y50B		23 N 87,5 Kg/140 Km/h	• Speedracer	K546F	20 x 7 - 8 (175/85-8)	H213	89.20	96.10
UYW69T50Y		37 N 128 Kg/140 Km/h	• Speedracer	K547	21 x 10 - 8 (245/65-8)	H216	125.30	135.00
FER72A50W		37 N 128 Kg/140 Km/h	• Road Go	K572	21 x 10 - 8 (245/65-8)	H218	129.30	139.30
MEN72M50D		39 F 136 Kg/80 Km/h	• Dominator	K300	22 x 10 - 8 (255/70-8)	H221	129.30	139.30
TUM59E50A		39 N 136 Kg/140 Km/h	• Speedracer	K547	22 x 10 - 8 (255/70-8)	H223	109.25	117.70
WEC85W00L	9"	50 N 190 Kg/140 Km/h	• Strada	C-9273	20 x 10 - 9	90090400		
EMN69N50W		38 F 132 Kg/80 Km/h	• Dominator	K300	20 x 11 - 9 (255/55-9)	H311	119.30	128.50
ECC72W50W		43 F 155 Kg/80 Km/h	• Klaw	K533	20 x 11 - 9 (255/55-9)	H317	129.30	139.30
URW89E50E		38 N 132 Kg/140 Km/h	• Speedracer	K547	20 x 11 - 9 (255/55-9)	H314	149.35	160.90
UWE85C50M		38 N 132 Kg/140 Km/h	• Road Go	K572	20 x 11 - 9 (255/55-9)	H316	149.35	160.90
LYT95T50W		43 N 155 Kg/140 Km/h	• Kutter	K581	20 x 11 - 9 (255/55-9)	H318	159.40	171.70
PRT59E50E	10"	27 N 97,5 Kg/140 Km/h	• Speedracer	K546F	18.5 x 6 - 10 (165/70-10)	H351	99.25	106.90
XWB67K00T		27 N 97,5 Kg/140 Km/h	• Strada	C-9272	18.5 x 6 - 10	90100400		
YWM83U50W		34 N 118 Kg/140 Km/h	• Speedracer	K547	18 x 10 - 10 (225/40-10)	H356	139.35	150.10
KVE77L00L		32 N 112 Kg/140 Km/h	• Strada	C-9273	18 x 10 - 10	90100320		
YWW39A50M		4PR N.H.S.	• Klaw F	K532F	20 x 6 - 10	H371	69.15	74.50
YTA77D50A		37 F 128 Kg/80 Km/h	• Dominator	K300	20 x 11 - 10	H381	129.30	139.30
MET39Y50C		2PR N.H.S.	• Front Max	K284	21 x 7 - 10 (175/75-10)	H413	69.15	74.50
AUG59P50C		25 F 92,5 Kg/80 Km/h	• Dominator	K300F	21 x 7 - 10 (175/75-10)	H411	99.25	106.90
UEN59Y50U		25 N 92,5 Kg/140 Km/h	• Klaw F	K532F	21 x 7 - 10 (175/75-10)	H417	99.25	106.90
NNE62W50M		25 N 92,5 Kg/140 Km/h	• Speedracer	K546F	21 x 7 - 10 (175/75-10)	H414	109.25	117.70
QUE59C50W		25 N 92,5 Kg/140 Km/h	• Road Go	K572	21 x 7 - 10 (175/75-10)	H416	99.25	106.90
VEN89Y50A		30 N 106 Kg/140 Km/h	• Kutter	K580F	21 x 7 - 10 (175/75-10)	H418	159.40	171.70
ENM67R00E		42 N 150 Kg/140 Km/h	• Strada	C-9272	21 x 7 - 10	90100410		
EDD59B50G		28 N 100 Kg/140 Km/h	• Pathfinder F	K530F	22 x 7 - 10	H420	99.25	106.90
TYW59G50P		28 F 100 Kg/80 Km/h	• Klaw F	K532F	22 x 7 - 10	H419	99.25	106.90
RFV67B00N		35 M 121 Kg/130 Km/h	•	C-9313	22 x 7 - 10	94100570		

N.H.S. = Not Highway Service • = Homologate for road

QUADS — ATV

K299 	K300F 	K300 	K530F 
K530 	K532F 	K533 	K538 
K546F 	K547 	K572 	K585 
K592 	C-9314  	VISIT THE SHOP ONLINE shop.belimport.ch	



Key	Dimension	Pack	Art. Nr.	Prix	
				Exkl.	Inkl.
LKWT0E40L	Valve TR-412		TR-412		
APKE3N00A	Valve BLV401 ø 11.5 mm		BLV401		
ABRF1G00G	Blei Schwarz / Plombs noir 12 x 5 gr.	Pack 50 pcs	380.N		
EDFB1H40N	Blei / Plombs 8 x 5 gr.	Pack 50 pcs	706.K6		
WEF18E40W	Reifenpaste / Pâte montage pneus Rema Tip Top	1 Kg	5930591	25.00	26.90
ZGM36B00M	Reifenpaste / Pâte montage pneus	5 Kg	4300N		
QAX16N20H	Handreinigungspaste / Pâte nettoyante mains	5 L	567010170	23.10	24.90

Key	Index/Kg	Profil	Dimension	Art. Nr.	Prix		
					Exkl.	Inkl.	
10"	31 F	109 Kg/80 Km/h • Dominator	K300F	22 x 8 - 10	H422	115.30	124.20
	39 N	136 Kg/140 Km/h • Pathfinder	K530	22 x 10 - 10	H429	119.60	128.50
	55 N	218 Kg/140 Km/h • Speedracer	K547	22 x 10 - 10 (255/60-10)	H425	129.30	139.30
	55 N	218 Kg/140 Km/h • Road Go	K572	22 x 10 - 10 (255/60-10)	H428	149.35	160.90
	45 M	165 Kg/130 Km/h •	C-9314	22 x 10 - 10	94100820		
	42 F	150 Kg/80 Km/h • Dominator	K300	22 x 11 - 10	H431	139.35	150.10
	31 F	109 Kg/80 Km/h • Klaw F	K532F	23 x 7 - 10	H436	87.15	93.90
	31 F	109 Kg/80 Km/h • Bear Claw	K299	23 x 7 - 10	H438	89.20	96.10
	51 F	195 Kg/80 Km/h • Bear Claw	K299	25 x 12.5 - 10	H461	199.50	214.90
	51 F	195 Kg/80 Km/h • Bear Claw	K299	25 x 12.5 - 10	H461	199.50	214.90
12"	37 N	128 Kg/140 Km/h • Klaw	K532F	23 x 8 R12	H491	169.45	182.50
	45 N	165 Kg/140 Km/h • Klaw	K533	23 x 10 R12	H495	165.45	178.20
	35 J	121 Kg/100 Km/h • Pathfinder	K530F	24 x 8 - 12	H496	119.30	128.50
	42 J	150 Kg/100 Km/h • Pathfinder	K530	24 x 10 - 12	H498	139.35	150.10
	38 F	132 Kg/80 Km/h • Bear Claw	K299	25 x 8 - 12 (205/80-12)	H502	139.35	150.10
	38 F	132 Kg/80 Km/h • Pathfinder F	K530F	25 x 8 - 12 (205/80-12)	H503	125.30	135.00
	43 L	155 Kg/120 Km/h • Executioner	K538	25 x 8 - 12 (205/80-12)	H505	155.40	167.40
	43 N	155 Kg/140 Km/h • Speedracer	K546F	25 x 8 - 12 (205/80-12)	H506	159.40	171.70
	38 N	132 Kg/140 Km/h • Road Go	K572	25 x 8 - 12 (205/80-12)	H504	155.40	167.40
	76 F	400 Kg/80 Km/h • Road Go	K572	25 x 8 R12 (205/80-12)	H515	219.55	236.50
	43 N	155 Kg/140 Km/h • Bounty Hunter	K585	25 x 8 R12 (205/80-12)	H501	199.50	214.90
	76 F	400 Kg/80 Km/h • Bounty Hunter	K585	25 x 8 R12 (205/80-12)	H513	245.65	264.60
	45 F	165 Kg/80 Km/h • Bear Claw	K299	25 x 10 - 12 (255/65-12)	H511	149.35	160.90
	45 F	165 Kg/80 Km/h • Pathfinder R	K530	25 x 10 - 12 (255/65-12)	H512	139.35	150.10
	50 L	190 Kg/120 Km/h • Executioner	K538	25 x 10 - 12 (255/65-12)	H510	199.50	214.90
	50 N	190 Kg/140 Km/h • Speedracer	K547	25 x 10 - 12 (255/65-12)	H508	165.45	178.20
	45 N	165 Kg/140 Km/h • Road Go	K572	25 x 10 - 12 (255/65-12)	H507	159.40	171.70
	82 F	475 Kg/80 Km/h • Road Go	K572	25 x 10 R12 (255/65-12)	H516	239.60	258.10
	50 N	190 Kg/140 Km/h • Bounty Hunter	K585	25 x 10 R12 (255/65-12)	H509	229.60	247.30
	82 F	475 Kg/80 Km/h • Bounty Hunter	K585	25 x 10 R12 (255/65-12)	H514	269.70	290.50
	51 F	195 Kg/80 Km/h • Bear Claw	K299	25 x 12.5 - 12	H521	199.50	214.90
	47 F	175 Kg/80 Km/h • Bear Claw	K299	26 x 9 - 12 (255/75-12)	H531	149.35	160.90
	76 F	400 Kg/80 Km/h • Bounty Hunter	K585	26 x 9 R12 (255/75-12)	H532	239.60	258.10
	82 F	475 Kg/80 Km/h • Bounty Hunter	K585	26 x 11 R12	H538	299.80	322.90
	51 F	195 Kg/80 Km/h • Bear Claw	K299	26 x 12 - 12 (305/55-12)	H542	199.50	214.90
	52 N	200 Kg/40 Km/h • Bounty Hunter	K585	27 x 9 R12	H544	219.55	236.50
	4PR	N.H.S. • Bear Claw	K299	27 x 10 - 12	H545	179.45	193.30
	54 N	212 Kg/140 Km/h • Speedracer	K547	27 x 10 - 12	H547	199.50	214.90
	56 N	224 Kg/140 Km/h • Bounty Hunter	K585	27 x 11 R12	H549	239.60	258.10
	51 F	195 Kg/80 Km/h • Bear Claw	K299	27 x 12 - 12	H555	149.35	160.90
14"	48 N	180 Kg/140 Km/h • Bear Claw Evo	K592	26 x 9 - 14	H642	138.30	149.00
	76 F	400 Kg/80 Km/h • Bounty Hunter	K585	26 x 9 R14	H645	269.70	290.50
	54 N	212 Kg/140 Km/h • Bear Claw Evo	K592	26 x 11 - 14	H652	156.90	169.00
	82 F	475 Kg/80 Km/h • Bounty Hunter	K585	26 x 11 R14	H653	329.85	355.30

N.H.S. = Not Highway Service • = Homologate for road


QUADS — ATV

Profil	Ply Rating			Size	Art. Nr.	S.W. (inch/MM)	O.D. (inch/MM)	Max Load (lbs/kgs)*	Max psi/kgf/cm2	Rim (inch)	E mark	
K290	2PR		TL		145/70 - 6	H091	5.3/135	14.2/360	165/75	5.0/0.35	6.0 x 4.5	
K290	2PR	28F	TL		16 x 08 - 7	H101	7.0/178	15.4/390	220/100	5.0/0.35	7.0 x 5.0	•
K530F	2PR	28F	TL		16 x 08 - 7	H102	6.8/174	15.6/397	220/100	5.0/0.35	7.0 x 5.0	•
K530F	2PR	23F	TL		18 x 07 - 7	H121	6.5/165	17.2/438	195/87.5	5.0/0.35	7.0 x 5.0	•
K290	4PR	30F	TL		18 x 09.5 - 8	H201	8.8/224	18.6/472	233/106	12.0/0.85	8.0 x 7.0	•
K547	4PR	30N	TL AT	(225/55-8)	18 x 09.5 - 8	H202	9.4/238	18.0/458	233/106	5.0/0.35	8.0 x 7.0	• ON ROAD
K290	2PR	30F	TL		19 x 07 - 8	H205	6.9/174	18.7/474	233/106	5.0/0.35	8.0 x 5.25	•
K546F	4PR	20N	TL AT	(175/75-8)	19 x 07 - 8	H207	7.2/182	19.2/487	175/80	5.0/0.35	8.0 x 5.5	• ON ROAD
K572	4PR	20N	TL AT		19 x 07 - 8	H206	7.1/180	18.6/473	175/80	5.0/0.35	8.0 x 5.5	• ON ROAD
K547	4PR	24N	TL AT	(205/65-8)	19x 08 - 8	H208	8.5/215	19.1/486	200/90	5.0/0.35	8.0 x 7.0	• ON ROAD
K290	4PR	23F	TL		20 x 07 - 8	H211	6.9/174	19.0/482	195/87.5	5.0/0.35	8.0 x 5.5	•
K546F	4PR	23N	TL AT	(175/85-8)	20 x 07 - 8	H213	7.4/188	19.9/506	195/87.5	5.0/0.35	8.0 x 5.5	• ON ROAD
K547	4PR	37N	TL AT	(245/65-8)	21 x 10 - 8	H216	10.5/266	21.2/538	280/128	5.0/0.35	8.0 x 8.0	• ON ROAD
K572	4PR	37N	TL AT		21 x 10 - 8	H218	9.8/250	20.5/520	280/128	5.0/0.35	8.0 x 8.0	• ON ROAD
K300	4PR	39F	TL AT		22 x 10 - 8	H221	10.0/254	22.0/558	300/136	5.0/0.35	8.0 x 8.0	•
K547	4PR	39N	TL AT	(255/70-8)	22 x 10 - 8	H223	10.4/263	22.1/562	300/136	5.0/0.35	8.0 x 8.0	• ON ROAD
K300	4PR	38F	TL		20 x 11 - 9	H311	10.9/277	20.0/508	290/132	5.0/0.35	9.0 x 9.0	•
K533	6PR	43N/43F	TL AT XC		20 x 11 - 9	H317	10.2/260	20.6/524	340/155	7.0/0.50	9.0 x 8.0	• GNCC
K547	4PR	38N	TL AT	(255/55-9)	20 x 11 - 9	H314	10.7/272	20.6/524	290/132	5.0/0.35	9.0 x 8.0	• ON ROAD
K572	4PR	38N	TL AT	(255/55-9)	20 x 11 - 9	H316	10.5/267	20.0/509	290/132	5.0/0.35	10.0 x 9.0	• ON ROAD
K581	6PR	43N	TL		20 x 11 - 9	H318	10.6/270	20.4/518	340/155	7.0/0.50	9.0 x 9.0	• GNCC
K546F	4PR	27N	TL	(165/70-10)	18.5 x 06 - 10	H351	7.2/183	19.8/502	215/97.5	25.0/1.80	10.0 x 5.0	• ON ROAD
K547	6PR	34N	TL	(225/40-10)	18 x 10 - 10	H356	9.7/246	19.0/482	260/118	25.0/1.80	10.0 x 8.0	• ON ROAD
K532F	4PR		TL AT MX		20 x 06 - 10	H371	6.3/160	19.3/490	160/73	5.0/0.35	10.0 x 5.0	Sticky
K300	4PR		TL		20 x 11 - 10	H381	10.5/266	20.4/518	280/128	5.0/0.35	10.0 x 9.0	
K284	2PR		TL		21 x 07 - 10	H413	6.9/175	20.7/526	205/ 93	5.0/0.35	10.0 x 5.0	
K300F	4PR	25F	TL AT		21 x 07 - 10	H411	7.3/185	20.5/520	205/92.5	5.0/0.35	10.0 x 5.5	•
K532F	4PR	25N/25F	TL AT XC		21 x 07 - 10	H417	6.3/161	20.2/514	205/93	5.0/0.35	10.0 x 5.0	• Sticky

- = E mark
- XC = X-Country
- MX = Motocross

S.W. = Section Width
O.D. = Outside Diameter

GNCC = For Grand National Cross Country
STICKY = Soft and Sticky alternative to regular rubber compound



Profil	Ply Rating			Size	Art. Nr.	S.W. (inch/MM)	O.D. (inch/MM)	Max Load (lbs/kgs)*	Max psi/kgf/cm ²	Rim (inch)	E mark	
K546F	4PR	25N	TL AT	(175/75-10)	21 x 07 - 10	H414	7.0/177	21.0/533	205/92.5	5.0/0.35	10.0 x 5.5	• ON ROAD
K572	4PR	25N	TL AT		21 x 07 - 10	H416	6.8/172	20.8/528	205/92.5	5.0/0.35	10.5 x 5.5	• ON ROAD
K580F	6PR	30N	TL		21 x 07 - 10	H418	6.9/175	20.9/530	235/106	7.0/0.50	10.0 x 5.5	• GNCC
K530F	4PR	28N	TL		22 x 07 - 10	H420	7.2/182	21.7/552	220/100	5.0/0.35	10 x 5.5	•
K532F	4PR	28N/28F	TL AT XC		22 x 07 - 10	H419	6.8/172	21.8/554	220/100	5.0/0.35	10.0 x 5.0	•
K300F	4PR	31F	TL		22 x 08 - 10	H422	7.8/197	22.1/561	240/109	5.0/0.35	10.0 x 6.0	•
K530	4PR	39N	TL		22 x 10 - 10	H429	10.0/254	21.9/555	300/136	5.0/0.35	10 x 8.0	•
K547	4PR	55N	TL AT	(255/60-10)	22 x 10 - 10	H425	10.0/254	22.0/558	480/218	5.0/0.35	10.0 x 8.0	• ON ROAD
K572	4PR	55N	TL AT		22 x 10 - 10	H428	9.8/248	21.7/550	480/218	5.0/0.35	10.0 x 8.0	• ON ROAD
K300	4PR		TL		22 x 11 - 10	H431	10.5/267	21.8/554	330/150	5.0/0.35	10.0 x 8.5	•
K532F	4PR	31F	TL AT XC		23 x 07 - 10	H436	6.8/172	22.4/570	240/109	5.0/0.35	10.0 x 5.0	•
K299	4PR	31F	TL		23 x 07 - 10	H438	7.1/180	22.3/565	240/109	5.0/0.35	10.0 x 6.0	•
K299	4PR	51F	TL		25 x 12.5 - 10	H461	11.9/303	24.2/615	430/195	5.0/0.35	10.0 x 10.0	•
K532F	6PR	37N	TL XC		23 x 08 R 12	H491	7.9/200	23.1/586	280/128	7.0/0.50	10.0 x 6.5	•
K533	6PR	45N	TL XC		23 x 10 R 12	H495	10.0/253	23.3/592	365/165	7.0/0.50	12.0 x 8.0	•
K530F	4PR	35J	TL		24 x 08 - 12	H496	7.7/195	23.6/600	265/121	5.0/0.35	12.0 x 6.5	•
K530	4PR	42J	TL		24 x 10 - 12	H498	9.8/250	23.9/608	330/150	5.0/0.35	12.0 x 8.0	•
K299	4PR	38F	TL		25 x 08 - 12	H502	8.3/210	24.6/625	290/132	5.0/0.35	12.0 x 7.0	•
K530F	4PR	38F	TL		25 x 08 - 12	H503	7.8/198	24.6/624	290/132	5.0/0.35	12.0 x 6.5	•
K538	6PR	43L	TL		25 x 08 - 12	H505	8.3/210	24.8/630	340/155	7.0/0.50	12.0 x 7.0	•
K546F	6PR	43N	TL AT	(205/80-12)	25 x 08 - 12	H506	8.0/203	25.0/635	340/155	7.0/0.50	12.0 x 6.0	• ON ROAD
K572	4PR	38N	TL		25 x 08 - 12	H504	8.3/210	24.6/625	290/132	5.0/0.35	12.0 x 7.0	• ON ROAD
K572	8PR	76F	TL		25 x 08 R 12	H515	8.3/212	25.3/642	880/400	28.0/2.0	12.0 x 7.0	• ON ROAD
K585	8PR	76F	TL		25 x 08 R 12	H513	8.3/212	25.7/653	880/400	28.0/2.0	12.0 x 7.0	•
K585	6PR	43N	TL		25 x 08 R 12	H501	8.3/212	25.3/643	770/349	7.0/0.50	12.0 x 7.0	•
K299	4PR	45F	TL		25 x 10 - 12	H511	9.4/239	24.5/623	365/165	5.0/0.35	12.0 x 8.5	•
K530	4PR	45F	TL AT		25 x 10 - 12	H512	9.3/236	25.0/635	365/165	5.0/0.35	12.0 x 8.5	•
K538	6PR	50L	TL		25 x 10 - 12	H510	9.3/235	24.8/630	420/190	7.0/0.50	12.0 x 7.0	•
K547	6PR	50N	TL AT	(255/65-12)	25 x 10 - 12	H508	9.2/234	24.8/630	420/190	7.0/0.50	12.0 x 8.0	• ON ROAD
K572	4PR	45N	TL		25 x 10 - 12	H507	9.8/248	25.0/637	365/165	5.0/0.35	12.0 x 8.0	• ON ROAD
K572	8PR	82F	TL		25 x 10 R 12	H516	9.8/250	26.0/661	1047/475	26.0/1.8	12.0 x 8.0	• ON ROAD
K585	8PR	82F	TL		25 x 10 R 12	H514	9.9/252	26/660	1047/475	26.0/1.8	12.0 x 8.0	•
K585	6PR	50N	TL		25 x 10 R 12	H509	9.8/250	25.3/643	925/420	7.0/0.50	12.0 x 7.0	•
K299	4PR	51F	TL		25 x 12.5 - 12	H521	11.8/300	25.2/640	430/195	5.0/0.35	12.0 x 10.5	•
K299	4PR	47F	TL		26 x 09 - 12	H531	8.9/226	25.2/641	365/165	5.0/0.35	12.0 x 7.0	•
K585	8PR	76F	TL		26 x 09 R 12	H532	9.3/236	26.7/678	880/400	20.0/1.4	12.0 x 7.0	•
K585	8PR	82F	TL		26 x 11 R 12	H538	11.2/285	26.7/678	1047/475	20.0/1.4	12.0 x 8.0	•
K299	4PR	51F	TL		26 x 12 - 12	H542	11.8/300	25.2/640	430/195	5.0/0.35	12.0 x 10.5	•
K585	8PR	52N	TL		27 x 09 R 12	H544	9.3/236	26.6/276	440/200	7.0/0.50	12.0 x 7.0	•
K299	4PR	45F	TL		27 x 10 - 12	H545	9.6/245	25.6/650	365/165	5.0/0.35	12.0 x 8.5	•
K585	8PR	56N	TL		27 x 11 R 12	H549	11.0/281	26.6/276	494/224	7.0/0.50	12.0 x 8.0	•
K299	4PR	51F	TL		27 x 12 - 12	H555	11.8/299	25.9/659	430/195	5.0/0.35	12.0 x 10.5	•
K547	6PR	54N	TL		27 x 10 - 12	H547	10.2/260	27.2/690	465/212	7.0/0.50	12.0 x 8.0	•
K592	6PR	48N	TL		26 x 9 -14	H642	8.66/220	26.0/660	396/180	7.0/0.50	14.0 x 7.0	•
K585	8PR	76F	TL		26 x 9 R 14	H645	8.8/224	27.2/693	880/400	22.0/1.5	14.0 x 7.0	•
K592	6PR	54N	TL		26 x 11 -14	H652	10.6/269	26.0/660	465/212	7.0/0.50	14.0 x 8.0	•
K585	8PR	82F	TL		26 x 11 R 14	H653	10.8/274	27.0/685	1047/475	22.0/1.5	14.0 x 8.0	•

DIMENSIONEN PNEUS UND FELGEN FÜR QUAD - ATV

(Schweiz.-Genehmigung 1.1.2018)

Marke	Typ	Jahre	Reifen 1	Reifen 2	
Arctic Cat	360	2007	24x8-12	24x10-12	
	400	2009	24x8-12	24x10-12	
	1000 LTD / 1000i GT	2011-2012	26x9R12	26x11R12	
	1000H2EFI Thunder Cat 1000	2009-2010	25x8R12	25x10R12	
	MUD PRO 650 / 700 / 1000	2010-2014	28x9-14	28x11-14	
	PROWLERr XTZ 1000 / 1000i	2011-2013	27x9.00R14	27x11.00R14	
	PROWLER XTZ 1000 BAJA	2010	26x9R14	26x11R14	
	1000 XT	2013-2014	26x9R12	26x11R12	
	TRV 1000 Limited	2013	25x8R12	25x10R12	
	XC 450	2013	23x8-12	23x10-12	
	WILDCAT X	2013-2014	27x9.00R14	27x11.00R14	
	WILDCAT 4X	2014	27x9.00R14	27x11.00R14	
	PROWLER 1000 XTZ	2013-2014	27x9.00R14	27x11.00R14	
	BRP Can-Am	OUTLANDER X® mr 650	2013-2014	28x8-12	28x10-12
		MAVERICK	2013-2014	27x9.00R12	27x11.00R12
		MAVERICK X rs	2013-2014	27x9.00R12	27x11.00R12
MAVERICK X rs DPS		2013-2014	27x9.00R12	27x11.00R12	
MAVERICK X xc DPS		2013-2014	27x9.00R12	27x11.00R12	
MAVERICK MAX		2013-2014	27x9.00R12	27x11.00R12	
MAVERICK MAX X rs DPS		2013-2014	27x9.00R12	27x11.00R12	
COMMANDER DPS 1000		2013-2014	27x9.00R12	27x11.00R12	
COMMANDER DPS 800R		2013-2014	27x9.00R12	27x11.00R12	
COMMANDER XT 1000		2013-2014	27x9.00R12	27x11.00R12	
COMMANDER XT 800R		2013-2014	27x9.00R12	27x11.00R12	
COMMANDER MAX XT		2013-2014	27x9.00R12	27x11.00R12	
COMMANDER MAX DPS		2013-2014	27x9.00R12	27x11.00R12	
COMMANDER X 1000		2013-2014	27x9.00R12	27x11.00R12	
COMMANDER LIMITED 1000	2013-2014	27x9.00R12	27x11.00R12		
E-ton	9EE0	2000-2011	18x7-8	18x9-8	
	FIA0	2000-2011	21x7-10	22x10-10	
	FIE0	2004-2011	21x7-10	20x11-9	
	ATV250 / CXL150	2006-2013	21x7-10	22x10-10	
	ATV100 / Viper 150R	2006-2011	21x7-10	20x11-9	
	UV100 / Rover GT	2007-2011	18x7-10	18x8-10	
Honda	TRX®90X	2005-2014	20x7-8	19x8-8	
	TRX®250X	2013-2014	22x7-10	22x10-9	
	FourTrax® Foreman® Rubicon® (TRX®500FA)	2011-2013	25x8-12	25x10-12	
	FourTrax® Foreman® 4x4 (TRX®500FM/FE/FMP)	2011-2013	25x8-12	25x10-12	
	FourTrax® Rancher® 4x4 with EPS (TRX®420FPM/FM/FE/TM)	2007-2013	24x8-12	24x10-11	
	FourTrax® Rancher® 4x4 (TRX®420FM)	2007-2013	24x8-12	24x10-11	
	FourTrax® Rancher® ES (TRX®420TE)	2007-2013	24x8-12	24x10-11	
	FourTrax® Rancher® AT (TRX®420FA)	2007-2013	24x8-12	24x10-11	
	FourTrax® Rancher® AT with EPS (TRX®420FPA/FPE)	2007-2013	24x8-12	24x10-11	
	FourTrax® Recon® (TRX®250TM/TE)	2008-2014	22x7-11	22x10-9	
	Big Red® (MUV700)	2011-2013	25x10-12	25x10-12	
	FourTrax Foreman 4x4 ES with Power Steering	2013-2014	25x10-12	25x10-12	
	FourTrax® Foreman® Rubicon® (TRX®500FA)	2013-2014	25x10-12	25x10-12	
	FourTrax® Rancher® AT with EPS (TRX®420FPA)	2013	25x10-12	25x10-12	
	FourTrax® Foreman® 4x4 with EPS (TRX®500FPM)	2013-2014	25x10-12	25x10-12	
	FourTrax® Foreman® 4x4 ES (TRX®500FE)	2013-2014	25x10-12	25x10-12	
	FourTrax® Rancher® 4x4 ES with EPS (TRX®420FPE)	2013-2014	25x10-12	25x10-12	
	FourTrax® Rancher® AT (TRX®420FA)	2013-2014	25x10-12	25x10-12	
	FourTrax® Foreman® 4x4 (TRX®500FM)	2013-2015	25x10-12	25x10-12	
	FourTrax® Rancher® 4x4 with EPS (TRX®420FPM)	2013-2016	24x8-12	24x10-11	
FourTrax® Rancher® 4x4 ES (TRX®420FE)	2013-2017	24x8-12	24x10-11		
FourTrax® Rancher® 4x4 (TRX®420FM)	2013-2018	24x8-12	24x10-11		
FourTrax® Rancher® ES (TRX®420TE)	2013-2019	24x8-12	24x10-11		
FourTrax® Recon® (TRX®250TM)	2013-2014	22x7-11	22x10-9		
John Deere	Gator XUV 825i / 625i / 855D	2010-2011	26x9-12	26x11-12	
	Gator XUV 825i / 625i / 855D	2010-2011	27x9.00R14	27x11.00R14	
	Gator™ RSX850i	2013-2014	26x8.00R14	26x10.00R14	
	Gator™ RSX850i Sport	2013-2014	26x8.00R14	26x10.00R14	
	Gator™ RSX850i Trail	2013-2014	26x8.00R14	26x10.00R14	
	Gator™ XUV 550	2013-2014	26x8.00R14	26x10.00R14	
	Gator™ XUV 550 S4	2013-2014	26x8.00R14	26x10.00R14	
	Kymco	MXU 500 4X4	2006-2011	25x8-12	25x10-12
MXU 450i 4X4		2011	24x8-12	24x10-12	
MXU 300		2006-2011	22x7-10	22x10-10	
MXU 250		2005	22x7-10	22x10-10	
MXU 150		2000-2013	21x7-10	22x10-10	
MAXXER 450 4X4		2010-2011	23x8-12	23x10-12	
MAXXER 375 4X4		2010-2011	23x8-12	23x10-12	
MAXXER 300 / MONGOOSE 300		2006	21x7-10	20x11-9	
MAXXER 250		2005	21x7-10	20x11-9	
MAXXER 90 / MONGOOSE 90		2005-2013	18x7-8	18x9-8	
MAXXER 50		2005	16x8-7	16x8-7	
UXV 500		2008	25x8-12	25x10-12	
PRB3		N/A	22x7-10	22x10-10	
KTM		525XC	2007-2008	21x7-10	20x11-9
		450XC	2007-2008	21x7-10	20x11-9
		450MXR	2008	20x6-10	18x10-8
Kawasaki		KFX® 50	2013	16x8-7	16x8-7
	KFX90	2009-2013	18x7-8	18x9-8	

DIMENSIONS PNEUS ET JANTES DES QUAD - ATV

(Homologation suisse 1.1.2018)

Marke	Typ	Jahre	Reifen 1	Reifen 2	
Kawasaki	KMM3550 Teryx 750 4X4 NRA Outdoors	2008	26x8-12	26x10-12	
	Teryx® 750 FI 4x4 (Sport/LE/LE CAMO)	2008-2013	26x8-12	26x10-12	
	Prairie 360	2010-2012	25x8-12	25x10-12	
	Prairie® 360 4x4	2013	25x8-12	26x10-12	
	Mule 610 4X4 XC	2010-2012	26x9R12	26x9R12	
	Brute Force® 300	2013-2014	22x7-10	22x10-10	
	Mule™ 610 4x4 XC (Camo)	2013	26x9.00R12	26x9.00R12	
	Teryx4™ 750 4x4 EPS LE (LE Camo/EPS)	2013-2014	26x9.00R12	26x11.00R12	
Polaris	Predator 500	2003	21x7-10	20x11-10	
	Predator 500	2004-2007	21x7-10	20x11-9	
	Predator TLD	2005-2007	21x7R-10	20x11R-9	
	A08LH27AX Hawkeye/Sportsman 300cc	2006-2007	22x7-12	22x10-12	
	Outlaw 525 IRS	2008-2011	21x7R10	20x10R9	
	A08GJ52AA Predator/Outlaw 525 S	2008-2009	21x7-10	20x11-9	
	Ranger RZR 800	2008-2011	25x8-12	25x10-12	
	MV700 4X4	2011	25x8R12	25x10R12	
	Polaris Sportsman X2 550	2011	26X8-14	26X10-14	
	Ranger RZR BW 800	2009	26x9R12	26x12R12	
	Polaris RZR-S Limited Edition	2011	26x9R12	26x12R12	
	Ranger RZR 4 800 EPS	2011	26x9R12	26x12R12	
	RANGER RZR SW	2011	26x9R12	26x12R12	
	RZR® 570	2013-2014	25x8-12	25x10-12	
	RZR® 570 EPS Trail LE	2013-2014	25x8-12	25x10-12	
	RZR® 800 EPS	2014	25x8-12	25x10-12	
	RZR® 800 XC	2014	26x9.00R12	26x12R12	
	RZR® 800 Nuclear Sunset LE	2013	25x8-12	25x10-12	
	RZR® 800 Polaris Pursuit® Camo	2013	25x8-12	25x10-12	
	RZR® 800 Sunset Red LE	2013	25x8-12	25x10-12	
	RZR® 800 EPS Blue Fire LE	2013	25x8-12	25x10-12	
	RZR® S 800	2013-2014	27x9.00R12	27x12.00R12	
	RZR® S 800 Blue Fire/Orange LE	2013	26x9.00R12	26x12R12	
	RZR® S 800 Orange/White LE	2013	26x9.00R12	26x12R12	
	RZR® 4 800	2013-2014	27x9.00R12	27x12.00R12	
	RZR® 4 800 EPS Blue Fire/Orange LE	2013	26x9.00R12	26x12R12	
	RZR® XP 900 EPS	2014	27x9.00R12	27x12.00R12	
	RZR® XP 900 EPS Stealth Black/Evasive Green LE	2013	27x9.00R12	27x12.00R12	
	RZR® XP 1000	2014	29x9.00R14	29x11.00R14	
	RZR® XP 4 900	2013-2014	27x9.00R12	27x12.00R12	
	RZR® XP 4 900 EPS Black/White/Red LE	2013	26x9.00R12	26x12R12	
	RZR® XP 900 H.O. Jagged X Edition	2013	26x9.00R12	26x12R12	
	RZR® XP 4 1000 EPS	2014	29x9.00R14	29x11.00R14	
	Sportsman® 550	2013	26x8-14	26x10-14	
	Sportsman® 550 EPS	2014	26x8-14	26x10-14	
	Sportsman® X2 550	2013	26x8-14	26x10-14	
	Sportsman® X2 550 EPS	2014	26x8-14	26x10-14	
	Sportsman® Touring 550 EPS	2013-2014	26x8-14	26x10-14	
	Sportsman® Touring 850 H.O. EPS	2013	26x8-14	26x10-14	
	Suzuki	KingQuad 500	2012	25x8-12	25x10-12
LT400 Eiger / KingQuad 400		2007-2012	25x8-12	25x10-12	
LT450 KingQuad 450 AXI		2008-2012	25x8-12	25x10-12	
KingQuad 400ASI/Fsi (CAMO)		2013-2014	25x8-12	25x10-12	
QuandLander 250		2006-2012	22x7-10	22x10-10	
SYM	QuandLander 300S	2007-2012	22x7-10	22x10-10	
	BLADE 550	2011	26x8-14	26x10-14	
TGB	BLADE 450	2011	25x8-12	25x10-12	
	BLADE 525SL 4X4	2008	25x8-12	25x10-12	
	BLADE 525SE 4X4	2008	25x8-12	25x10-12	
	BLADE 425SL 4X4	2007	25x8-12	25x10-12	
	AVANGER 500R	2008	25x8-12	25x10-12	
	TARGET 525	2008-2012	23x7-10	22x11-10	
	TARGET 500	2008-2012	23x7-10	22x11-10	
	TARGET 425	2008-2012	23x7-10	22x11-10	
	TARGET 400	2008-2012	23x7-10	22x11-10	
	TARGET 325	2008-2012	23x7-10	22x11-10	
	BLADE 500SL IRS 4X4	2013-2014	25x8-12	25x10-12	
	BLADE 525i SE IRS 4X4	2013-2014	25x8-12	25x10-12	
	BLADE 550i LT IRS 4X4	2013-2014	26x8-14	26x10-14	
	Yamaha	YFM250 Bear Tracker 250	2001-2004	22x7-10	22x10-10
		YFM250 Bear Tracker 250 Real Tree	2002	22x7-10	22x10-10
		YFM250 Bruin 250	2005-2006	22x7-10	22x10-10
		YFM250 Big Bear 250	2007-2009	22x7-10	22x10.00-10
YFM350FAS Bruin 350 (Australia)		2004	25x8-12	25x10-12	
YFM350AS Bruin 350 (Australia)		2004	25x8-12	25x10-12	
YFM350 Bruin 350 Auto 4X4 Hardwoods (U.S.A.)		2004	25x8-12	25x10-12	
YFM350 Bruin 350 Auto 4X4 (U.S.A.)		2004	25x8-12	25x10-12	
YFM350 Bruin 350 Auto 2WD (U.S.A.)		2004	25x8-12	25x10-12	
YFM350 Bruin 350 2WD (U.S.A.)		2005	25x8-12	25x10-12	
YFM350 Bruin 350 4WD Hunter (U.S.A.)		2005	25x8-12	25x10-12	
YFM350 Bruin 350 4X4 (U.S.A.)		2005-2006	25x8-12	25x10-12	
YFM35BA Bruin 350 Auto 2X4 (Australia)		2005	25x8-12	25x10-12	
YFM35FA Bruin 350 Auto 4X4 (Australia)		2005	25x8-12	25x10-12	
YFM350A Grizzly 350 Auto 4X4 (U.S.A.)		2011-2012	25x8-11	25x10-11	
YFM350A Grizzly 350 Auto 4X4 (U.S.A.)		2007-2010	25x8-12	25x10-12	

DIMENSIONEN PNEUS UND FELGEN FÜR QUAD - ATV

(Schweiz.-Genehmigung 1.1.2018)

Marke	Typ	Jahre	Reifen 1	Reifen 2
Yamaha	YFM350A Grizzly 350 Auto (U.S.A.)	2011-2012	25x8-11	25x10-11
	YFM350A Grizzly 350 Auto (U.S.A.)	2007-2010	25x8-12	25x10-12
	YFM350A Grizzly 350 Auto 4X4 IRS (U.S.A.)	2011-2012	25x8-11	25x10-11
	YFM350A Grizzly 350 Auto 4X4 IRS (U.S.A.)	2007-2010	25x8-12	25x10-12
	YFM400 Big Bear 400 4WD Real Tree	2001	25x8-12	25x10-12
	YFM400 Big Bear 400 2WD Real Tree	2001	25x8-12	25x11-10
	YFM400 Big Bear 400 2WD	2001	25x8-12	25x11-10
	YFM400 Big Bear 400 4X4	2002-2006	25x8-12	25x10-12
	YFM400 Big Bear 400 4X4 Real Tree	2002	25x8-12	25x10-12
	YFM400 Big Bear 400 2WD Real Tree	2002	25x8-12	25x11-10
	YFM400 Big Bear 400 2WD	2002-2003	25x8-12	25x11-10
	YFM400 Big Bear 400 2WD	2004	25x8-12	25x10-12
	YFM400 Kodiak 400 2WD (U.S.A.)	2001	25x8-12	25x10-12
	YFM400 Kodiak 400 4X4 Hunter Edition (U.S.A.)	2001-2002	25x8-12	25x10-12
	YFM400 Kodiak 400 4X4 (U.S.A.)	2001-2002	25x8-12	25x10-12
	YFM400 Kodiak 400 4X4 Camo (U.S.A.)	2003	25x8-12	25x10-12
	YFM400 Kodiak 400 4X4 (U.S.A.)	2003	25x8-12	25x10-12
	YFM400 Kodiak 400 4X4 (U.S.A.)	2006	25x8-12	25x10-12
	YFM400 Kodiak 400 Auto 4X4 Hardwoods (U.S.A.)	2004	25x8-12	25x10-12
	YFM400 Kodiak 400 Auto 4X4 (U.S.A.)	2004	25x8-12	25x10-12
	YFM4FA Kodiak 400 Auto 4X4 (Australia)	2005	25x8-12	25x10-12
	YFM400 Kodiak 400 Auto 2WD (U.S.A.)	2004	25x8-12	25x10-12
	YFM400 Kodiak 400 4WD Hunter (U.S.A.)	2005	25x8-12	25x10-12
	YFM400 Grizzly 400 Auto 4X4 (U.S.A.)	2007-2008	25x8-12	25x10-12
	YFM450 Kodiak 450 4WD (U.S.A.)	2003-2006	25x8-12	25x10-12
	YFM450 Kodiak 450 4WD (Australia)	2007	25x8-12	25x10-12
	YFM450 Kodiak 450 Real Tree (U.S.A.)	2003	25x8-12	25x10-12
	YFM450 Kodiak 450 Auto 4X4 Hardwoods (U.S.A.)	2004	25x8-12	25x10-12
	YFM450 Kodiak 450 Auto 4X4 (U.S.A.)	2004	25x8-12	25x10-12
	YFM450 Kodiak 450 4WD Hunter (U.S.A.)	2005	25x8-12	25x10-12
	YFM450 Kodiak 450 4WD Black Carbon (U.S.A.)	2005	25x8-12	25x10-12
	YFM450 Kodiak 450 4X4 (U.S.A.)	2006	25x8-12	25x10-12
	YFM45FA Kodiak 450 Auto 4X4 (Australia)	2005	25x8-12	25x10-12
	YFM450 Wolverine 450 4X4	2006-2010	23x8R12	23x10R12
	YFM350 Wolverine 350	2006-2009	23x8-12	23x10-12
	YFM450A Grizzly 450 Auto 4X4 EPS	2011	25x8-11	25x10-11
	YFM450A Grizzly 450 Auto 4X4 (U.S.A.)	2011-2012	25x8-12	25x10-12
	YFM450A Grizzly 450 Auto 4X4 (U.S.A.)	2007-2010	25x8-12	25x10-12
	YFM450 Grizzly 450 Auto 4X4 Outdoorsman Edition (U.S.A.)	2007-2008	25x8-12	25x10-12
	YFM550 Grizzly 550 Auto 4X4 EPS	2012	25x8-12	25x10-12
	YFM550 Grizzly 550 Auto 4X4	2012	25x8-12	25x10-12
	YFM700 Grizzly 700 FI Auto 4X4 EPS Special Edition	2012	25x8-12	25x10-12
	YFM700 Grizzly 700 FI Auto 4X4 EPS	2012	25x8-12	25x10-12
	YFM700 Grizzly 700 FI Auto 4X4	2012	25x8-12	25x10-12
	YXR450 Rhino 450 4X4 Special Edition	2007	25x8.00-12	25x10.00-12
	YXR450 Rhino 450 Auto 4x4	2006-2009	25x8.00-12	25x10.00-12
	YXR660 Rhino 660 Auto 4X4	2006-2007	25x8.00-12	25x10.00-12
	YXR660 Rhino 660 Auto 4X4 Special Edition	2007	25x8.00-12	25x10.00-12
	YXR660 Rhino 660 Auto 4X4 Sport Edition	2007	25x8.00-12	25x10.00-12
	YXR660 Rhino 660 Auto 4X4 Exploring Edition	2007	25x8.00-12	25x10.00-12
	YXR660 Rhino 660 Auto 4X4 Ducks Unlimited Edition	2007	25x8.00-12	25x10.00-12
	YXR70F Rhino 700 FI 4X4 Ducks Unlimited	2008-2009	25x8.00-12	25x10.00-12
	YXR70F Rhino 700 FI Sport Edition	2008-2012	25x8.00-12	25x10.00-12
	YXR70F Rhino 700 FI 4X4 SE	2008-2009	25x8.00-12	25x10.00-12
	YXR70F Rhino 700 FI Auto 4X4	2008-2012	25x8.00-12	25x10.00-12
	Raptor 700R SE	2013	21x7-10	20x10-9
	Raptor 700R	2013	21x7-10	20x10-9
	Raptor 700	2013	21x7-10	20x10-9
	YFZ450R SE	2013	21x7-10	20x10-9
	YFZ450R	2013	21x7-10	20x10-9
	YFZ450	2013	21x7-10	20x10-9
	Raptor 250	2013	20x7-10	19x10-9
	Raptor 90	2013	18x7-8	18x9-8
	Grizzly 700 FI Auto. 4x4 EPS Special Edition	2013-2014	25x8-12	25x10-12
	Grizzly 700 FI Auto. 4x4 EPS	2013-2014	25x8-12	25x10-12
	Grizzly 700 FI Auto. 4x4	2013-2014	25x8-12	25x10-12
	Grizzly 550 FI Auto. 4x4 EPS	2013-2014	25x8-12	25x10-12
	Grizzly 550 FI Auto. 4x4	2013-2014	25x8-12	25x10-12
	Grizzly 450 Auto. 4x4 EPS	2013-2014	25x8-12	25x10-12
	Grizzly 450 Auto. 4x4	2013-2014	25x8-12	25x10-12
	Grizzly 350 Auto. 4x4	2013-2014	25x8-12	25x10-12

VERKAUFSBEDINGUNGEN

- Empfohlene Verkaufspreise in CHF, MwSt. inbegriffen.
- Diese Preisliste ersetzt alle früheren und kann ohne Vorankündigung geändert werden. Die Bestellungen, gleichgültig welchem Datums, werden zu den bestätigten oder am Tage der Spedition gültigen Preise und Bedingungen fakturiert. In unserem E-shop <http://shop.belimport.ch> sind jeweils die aktuell gültigen Preise aufgeführt.
- Transport portofrei ab CHF 300.– (netto Warenwert).
- Mindestmengenzuschlag CHF 5.– pro Bestellung unter CHF 50.– (netto Warenwert).
- Zahlung 30 Tage netto.
- Fehlende Waren sind sofort dem Fahrer zu melden und schriftlich auf den Lieferschein zu vermerken. Transportschäden, auch wenn äusserlich nicht erkennbar, müssen sofort nach deren Feststellung, spätestens jedoch binnen 8 Tagen in Lugano gemeldet werden.
- Garantieleistungen werden gemäss Bestimmungen des Herstellers übernommen.
- Für weitere Infos kontaktieren Sie uns bitte in Lugano.

CONDITIONS DE VENTE

- Prix de vente recommandés en CHF, TVA comprise.
- Cette nouvelle liste de prix remplace les précédentes et peut être modifiée sans préavis. Nos produits, quel que soit la date de leur commande, sont facturés aux prix et aux conditions confirmés ou en vigueur le jour de leur livraison. Les prix actuels en vigueur peuvent être consultés dans notre e-shop à l'adresse <http://shop.belimport.ch>.
- Transport franco domicile dès CHF 300.– (valeur nette marchandise).
- Supplément pour quantité minimale CHF 5.– pour commande inférieur à CHF 50.– (valeur nette marchandise).
- Paiement 30 jours net.
- Toute marchandise manquante doit être notifiée immédiatement et mentionnée sur le bulletin de livraison. Dégâts de transport, même si constatés seulement après la livraison doivent être communiqués à Lugano au plus tard dans les 8 jours.
- Conditions de garantie selon les normes du producteur. Pour plus d'informations veuillez nous contacter à Lugano.

CONDIZIONI DI VENDITA

- Prezzi di vendita consigliati in CHF, IVA compresa.
- Questo nuovo listino annulla i precedenti e può essere modificato senza preavviso. I nostri prodotti, indipendentemente dalla data d'ordinazione, vengono fatturati al prezzo ed alle condizioni confermate o in vigore il giorno della spedizione. I prezzi attuali in vigore possono essere consultati sul nostro e-shop a l'indirizzo <http://shop.belimport.ch>
- Trasporto franco domicilio da CHF 300.– (valore merce netto). Supplemento per comanda minima CHF 5.– per ordini inferiori a CHF 50.– (valore merce netto).
- Pagamento 30 giorni netto.
- Segnalare subito all'autista se la merce non dovesse corrispondere e menzionarlo sul bollettino di consegna. Danni di trasporto, anche se scoperti successivamente, devono essere comunicati a Lugano tassativamente entro 8 giorni dalla consegna.
- Condizioni di garanzia secondo le norme del produttore. Per maggiori informazioni vogliate contattarci a Lugano.

Lugano, 1.5.2018

SIE FINDEN BEI UNS AUCH

VOUS TROUVEZ CHEZ NOUS AUSSI

MERIDA 

 **CENTURION**

Wilier TRIESTINA

 **GEPIDA**

kinderparadise

BICITTÀ

 **Kawasaki**
E-BIKE

KENDA 

 **MICHELIN**

MAXXIS

SCHWALBE

 **KUFU**
LIBRELLER RECYCLE TYRES

Stanis NOTUBES

BRIDGESTONE 

PIRELLI

METZELER

Mitas

HEIDENAU

AVON
TYRES

 **PSA**
FULL SPEED HERO

VISION

 **gravity**

RMS
PERFORMANCE PARTS

SELLE
SMP

PNEUS SHOP ONLINE

shop.belimport.ch

Ihre persönliche
Kunden-Nummer
Votre numéro
de client personnel

Ihr persönliches
Password
Votre password
personnel

Swiss General Import
BELIMPORT SA
via Adamini 20 6907 Lugano

Fax (Gratis) 0800 811 222
Tel. 091 260 35 35 (DE/FR/IT)

www.belimport.ch
info@belimport.ch